

Azaan International School

Activity sheet V (2019-20)

Grade - I

Sec: _____


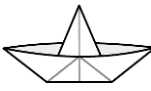


Subject- English

Name: _____




Date: _____

Lesson – 11. The Red Raincoat.

I. Look at the pictures and complete the sentences.

- a. Rahul likes to eat  during _____ season.
- b. Meenu likes to make paper  and play in water during _____ season.
- c. Diya likes to wear her favorite  in _____ season.
- d. The garden is full of  during _____ season.

II. Match the clothes with suitable pictures given below.

a. 	1. Scarf, gloves, sweater
b. 	2. Shorts, sunglasses, slippers
c. 	3. Raincoat, gumboots, umbrella

III. Rewrite the sentences by using capital letters, fullstop (.) and comma (,) in the right place.

a. I like apple mango and grapes

A. _____

b. my mother helps me in my studies

A. _____

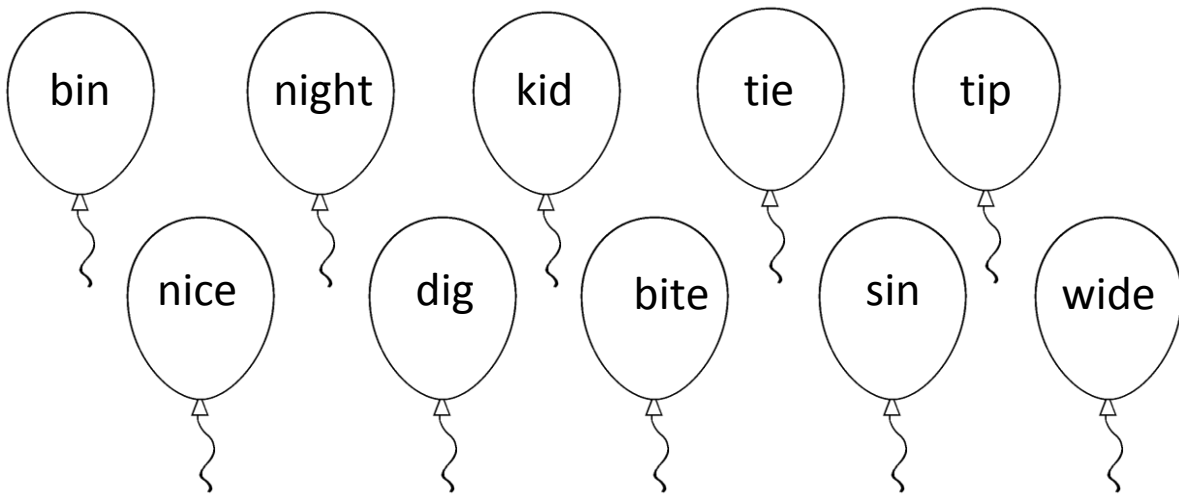
c. goa is a beautiful place with many beaches parks and hotels

A. _____

d. i like to go to my friend's house to play

A. _____

IV. Colour the balloons with 'short i' sound words RED and 'long i' sound words BLUE



Azaan International School

Activity sheet V (2019-20)

Grade - I

Sec: _____

Subject- E.V.S

Name: _____

Date: _____

Chapter: 15 Plants Around Us

I. Choose the correct answer from the help box and fill in the blank.

Shrubs creepers lotus useful climbers herbs

1. We get many _____ things from plants.
2. Plants that are small and bushy are called _____.
3. Plants that grow along the ground are called _____.
4. _____ are plants with soft green stem.
5. Plants that are weak and need support to grow are Called _____.
6. _____ is a water plant.

II. Draw and write the names of any two things we get from plants.



III. Match the following

1. herb



2. climber



3. shrub



4. creepers



5. tree



IV. Name any two:

a. Flowers: _____, _____

e. herbs: _____, _____

b. Fruits: _____, _____

f. shrubs: _____, _____

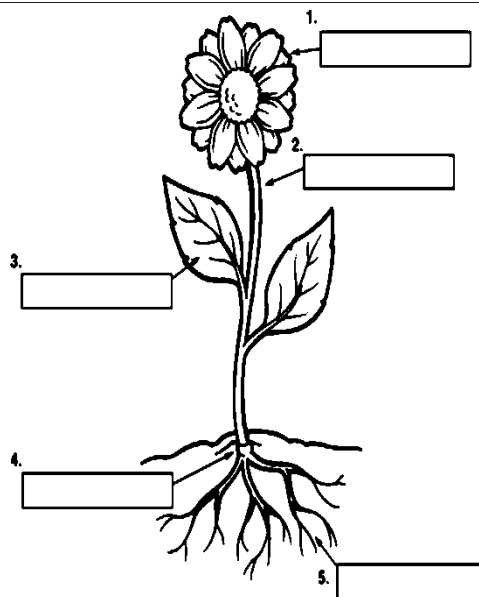
c. Vegetables: _____, _____

g. water plants: _____, _____

d. Medicine: _____, _____

h. trees: _____, _____

V. Label the parts of the plants.



Azaan International School

Activity sheet V (2019-20)

Grade - I


Sec: _____

Subject- Hindi

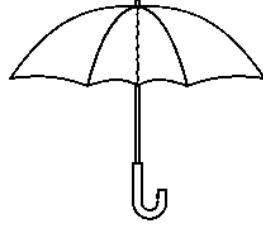
Name: _____

Date: _____


I. नीचे दिए गए चित्र की सहायता से सही अक्षर भरकर नाम पूरे कीजिए -



___ किया



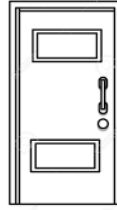
___ तरी




___ भारत



___ गन



___ रवाजा



___ गूर

II. दो ,तीन ,चार अक्षर वाले शब्दों को पठन - अभ्यास कीजिए -

दस

यह

सब

गरम

मटर

नयन

कसरत

बचपन

III.नीचे दिए गए वाक्य को पढ़िए और दोबारा लिखिए -

रमन उधर चल ।

आठ और दस कमल पकड़ ।

सब फल चट कर ।

बस बदल कर आ ।

Azaan International School

Activity sheet V (2019-20)

Grade - I

Sec: _____

Subject- Math

Name: _____

Date: _____

Chapter-13 MONEY

I. Count the total money and write its amount in the box.

a. 

b. 

c. 

d. 

e. 

II. Match the coins, with its correct value.



₹ 5



₹ 10



₹ 2




₹ 1

III. True or False.

a. Money is used for buying and selling thing. []

b. The symbol for rupees is P. []

c.  = ₹ 15 []

d.  This is a ₹ 20 rupees coin. []

4. Write the ways to pay for the following items.

Ex: Banana [₹ 40] _ ₹ 10 + ₹ 10 + ₹ 10 + ₹ 5 + ₹ 5.

Items	Ways to pay
a. Apple [₹ 20]	
b. Orange [₹ 15]	
c. Chocolate [₹ 25]	
d. Pencil [₹ 10]	

5. Solve by drawing slanting lines.

A. Seema has ₹ 4 .Her father gives her another ₹ 10. How much money does Seema have now?

Seema has ₹ _____

Her father gives her ₹ _____

Total money Seema has with her = ₹ _____

B. Ali saves ₹ 5 and his brother Azeem saves ₹ 2 .How much money do Ali and Azeem save altogether?

Ali saves ₹ _____

His brother Azeem saves ₹ _____

Ali and Azeem save ₹ _____ altogether.

Azaan International School

Activity sheet V (2019-20)

Grade - I




Sec: _____

Subject- Urdu


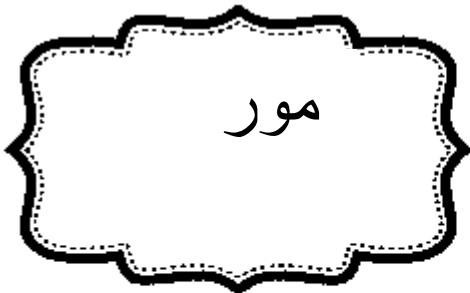
Name: _____

Date: _____

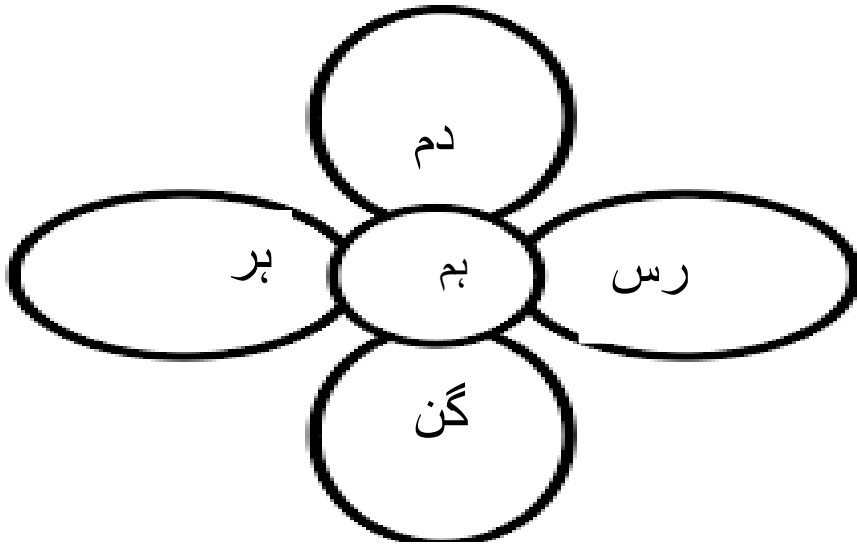
I- دی گئی تصویروں کے نام لکھئیے اور بیڑھیے :-



III- تین حرفی الفاظ



IV- دو حرفی الفاظ بٹھائیے۔



V- حروف

_____ = ب + ی = _____

_____ = پ + ی = _____

_____ = د + ی = _____

_____ = ڈ + ی = _____

_____ = م + ی = _____

_____ = ہ + ی = _____

_____ = گ + ی = _____

_____ = ر + ی = _____

* * * *